

PRODUCT OF ITALY

EXPLANATORY MARKING DIAGRAM

1	MANUFACTURER	8	HELMET WEIGHT
2	MODEL NAME	9	CERTIFICATION MARKING
3	SHELL MATERIAL		
4	HELMET PROVIDED OF CHINPAD		
5	MODEL DESIGNATION	10	DATE OF MANUFACTURE
6	REFERENCE TO LEGISLATION	11	IDENTIFICATION NUMBER
7	SIZE IN CM		



FAC-SIMILE LABELLING

1	KASK S.p.A.	3	ABS	8	500 g
2	HP	4	KS	9	
5	HIGH PERFORMANCE HELMET FOR INDUSTRY			10	
6	EN 14052:2012			11	18.0000.0001
7	Adjustable 51-63cm				

1	KASK S.p.A. -Via Firenze, 5 Chiuduno - BG - Italy	6	Complies with AS/NZS 1801:1997
2	HP PLUS		
3	480 g	7	Type 1 - General Industrial Safety Helmet
4	Adjustable 51-62 cm		
5	Impressed on the shell	8	

SAFETY HELMET FOR INDUSTRIAL USE. For adequate protection this helmet has to fit or to be adjusted to the size of the user's head. The helmet is made to absorb the energy of a blow by partial destruction or damage, and even though such damage may not be readily apparent, any helmet subjected to severe impact should be replaced. The attention of the user is also drawn to the damage of modifying or removing any of the original component parts of the helmet, other than as recommended by the helmet manufacturer. Helmets should not be adapted for the purpose of fitting attachments in any way not recommended by the helmet manufacturer. Do not apply paint, solvents, adhesives or self-adhesive labels, except in accordance with instructions from the helmet manufacturer. For cleaning, maintenance or disinfection, use only substances that have no adverse effect on the helmet and are not known to be likely to have any adverse effect upon the wearer, when applied in accordance with the manufacturer's instructions and information.

Size:	HP PLUS	51/62cm ADJUSTABLE
--------------	---------	--------------------



AS/NZS 1801
CE EN 14052

KASK S.p.A.
24060 Chiuduno, BG
Via Firenze, 5 - Italy
t. +39 035 4427497
info@kask.com
www.kask.com



FIG. 1



FIG. 2

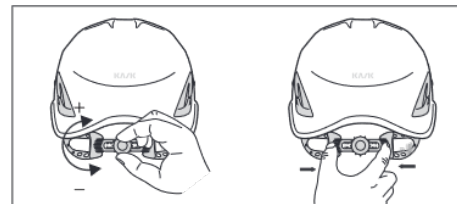


FIG. 3

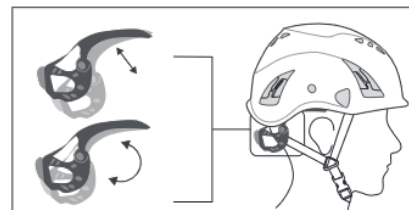


FIG. 4a 4b

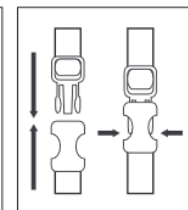
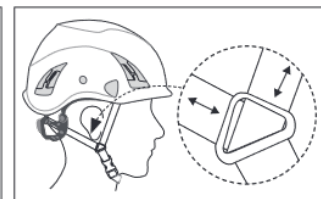


FIG. 5



FIG. 6



DANGER! Intended use of this helmet involves activities that are extremely dangerous. FAILURE TO HEED AND FOLLOW THESE INSTRUCTIONS AND ANY OF THESE WARNINGS MAY RESULT IN SERIOUS INJURY OR EVEN DEATH.

WARNING: Carefully read and understand these instructions. Use this helmet exclusively for the activities for which it is certified (see Labeling) and in strict accordance with AS/NZS 1801

WARNING: Improper use of this helmet can cause serious or fatal injury. If the instructions are not followed correctly, the level of protection offered by the helmet can be significantly reduced. Inspect the helmet before each use for any signs of visible damage. DO NOT USE HELMET IF THERE IS ANY SUSPICION OF ITS CONDITION OR AFTER A MAJOR IMPACT.

WARNING: It is mandatory that the user becomes knowledgeable about all features of the helmet, its capabilities and limitations, and gets specific instructions and/or training from a competent and responsible person in the proper use of the helmet.

WARNING: USERS OF THE HELMET ARE FULLY RESPONSIBLE FOR THEIR ACTIONS AND ASSUME ALL RISKS FOR THEIR DECISIONS. KASK S.p.A., its affiliates, subsidiaries, importers, distributors and dealers will accept no responsibility in the event of an accident leading to injury or even death and shall not be liable for any injury, death, loss, or damage resulting from improper use of this helmet.

WARNING: SPECIFIC TRAINING IS ESSENTIAL BEFORE USE. Read this notice carefully and keep all instructions and information on the proper use and application of the product(s). Many types of misuse exist and it is impossible to enumerate or even imagine all of them. Contact KASK if you have any doubt or difficulty understanding these instructions. Activities at height are dangerous and may lead to severe injury or even death. Gaining adequate training in appropriate techniques and methods of protection is your own responsibility. You personally assume all risks and responsibilities for all damage, injury or death which may occur during or following incorrect use of our products in any manner whatsoever. If you are not able, or not in a position to assume this responsibility or to take this risk, do not use this equipment.

USE: This product must only be used by competent and responsible persons; or those placed under the direct and visual supervision of a competent responsible person. Personal protective equipment (PPE) is to be used only on or with energy absorbing systems (for example dynamic ropes, energy absorbers etc.). Check that this product is compatible with the other components of your equipment, see the instructions specific to the products. To prolong the life of this product, take care when transporting and using it. Avoid impacts, or contact with abrasive surfaces or sharp edges.

NOTE: You are responsible for your own actions and decisions. Before using this helmet, you must:

- read and understand all instructions for use;
- get specific training in its proper use;
- become acquainted with its capabilities and limitations;
- understand and accept the risks involved.

Failure to heed any of these warnings may result in severe injury or death. The manufacturer and/or distributor will accept no responsibility in the event of accidents leading to injury or even death due to improper use of the helmet. This helmet is constructed to absorb impact by partially distributing the shock or by damaging its essential components. Activities at height present a risk of serious head injury. Wearing a helmet can significantly reduce this risk, but cannot entirely eliminate it. This helmet should be used exclusively for the activities for which it is certified (see labeling). This helmet has been approved for industrial head protection.

WARNING: This helmet cannot always protect the user from injury. Specifically, keep in mind that no helmet can protect the head from the shock generated by violent impact. Following violent impact, even if no damage is visible, the helmet should be replaced, in that its capacity to absorb further impact could be impaired.

WARNING: Your helmet can be damaged from improper care: do not sit on it, pack it too tightly, drop it, allow it to contact sharp or pointed objects, etc. Do not expose your helmet to high temperatures, for example by leaving it inside a vehicle in direct sunlight.

INSTRUCTIONS: As a protective measure, this helmet must be worn at all times during work activity. For adequate protection, it is important that the helmet be sized correctly and fit the head properly to offer optimum comfort and safety. The helmet should be adjusted to fit the user, ex., the straps should be positioned so that they do not cover the ears, the buckle should be kept away from the jawbone, and the straps and buckle should both be adjusted so that they are comfortable and secure. After properly buckling and adjusting the strap, always check that the helmet is not excessively tight; nor should it move freely back and forth. Verify that the helmet is well seated and centered on the head (see Fig. 1). The better a helmet is adjusted (minimal movement front to back or side-to-side), the better protection it can provide.

HP PLUS NOMENCLATURE: 1. Shell; 2. Headband (not removable); 3. Size adjustment system; 4. Chinstrap; 5. Lateral retractor; 6. Buckle; 7. Lamp clip; 8. Side slot for hearing protection adapter; 9. Side slot to insert visor adapter; 10. Marking Label.

ADJUSTMENTS: Wear the helmet and adapt the size by turning the rear wheel (clockwise to tighten the size and counter-clockwise to enlarge it) or simply (only for models equipped) by drawing the two quick-closing elements to obtain the desired tension (Fig. 2). Position the size adjustment system in the nuchal area as shown (Fig. 3), tilting it and adjusting it in height. For versions equipped with a chin strap, fasten it by inserting one buckle strap into the other until it clicks into place (Fig. 4a). Pull the chin strap to check that the buckle is locked (Fig. 5). Adjust the length of the chin-strap to firmly secure the helmet on your head. The rubber ring must be positioned on end of the tape to prevent it dangling. Adjust the lateral retractor of the chin strap by sliding it along the straps until you find the desired position below the ear (Fig. 6). To remove the helmet from the head, open the chin-strap by simultaneously pressing the buttons on each side of the buckle (Fig. 4b). Use of the rear sliders (only for versions provided): it is possible to use the rear adjuster to prevent the lateral retractor from being in uncomfortable positions, such as interference with the ear or during the use of hearing protectors.

SPARE PARTS: Changes, replacements and/or removals of one or any of the original components of the helmet are prohibited unless authorized by the manufacturer. Only use original KASK spare parts. The helmet should not be modified to accommodate other accessories other than those described below. If necessary, contact your retailer or the manufacturer directly.

ACCESSORIES: Check with your retailer or manufacturer the actual availability of the accessories. Follow the user manual supplied with them. Only use accessories approved by the manufacturer.

CLEANING: Clean the helmet (and accessories) using only water, mild soap and a soft, clean cloth, and let it air dry at room temperature. The internal padding can be removed and washed by hand in cold water or in the washing machine (max. 30°C / 86° F). Never use chemical cleaning products or solvents.

WARNING: Certain chemical products, especially solvents, can damage your helmet. Protect your helmet from exposure to chemicals.

STORAGE: When not in use, it is preferable to store the helmet at a temperature between 5°C and 35°C (41°F to 95°F), protected from direct sunlight and away from sources of heat. KASK recommends to store the helmet in its original packaging.

MODIFICATIONS AND REPAIRS: Do not apply adhesives, solvents, stickers, or paint that does not comply with the manufacturer's specifications. Do not modify the helmet in any way without authorization from KASK. An unauthorized modification can reduce the product's effectiveness and invalidate its certification. Repairs made outside of KASK facilities are prohibited.

TRANSPORT: Given the type of device (helmet), no particular instructions are necessary for its transport. During transport do not pack the helmet too tightly.

CHECK: Before using the helmet check its integrity in all its parts. Following a violent impact even if the damage is not visible replace the helmet, as it may have exhausted its ability to absorb further shocks and provide the expected protection.

REVISION: In addition to the normal visual check before each use, a competent person must perform a thorough examination at least annually. The registration of the controls must be made on a control sheet downloadable from the manufacturer's website www.kask-safety.com. Do not remove labels or markings and check their legibility. If you find cuts, abrasions or any other damage, before reusing the helmet contact the manufacturer to have it examined.

LIFE: The life span of the helmet depends on the occurrence of various degenerative factors, including sudden changes in temperature, exposure to sunlight, intense use. The helmet must be checked periodically, and in any case before each use, to ascertain the presence of damage such as cracks, detachments, deformations, peeling, which are elements that reveal the deterioration of the helmet. The helmets which have suffered significant impacts must be replaced even if they do not show evident signs of damage. The maximum shelf life of this product is 10 years from the date of manufacture. After this period, the helmet must be discarded because the protection decreases due to the aging. The production date is shown inside the helmet.

ATTENTION: In extreme cases, the lifetime can be reduced to one single use through exposure to any of the following: chemicals, extreme temperatures, sharp edges, major fall or load, etc. Cracks, detached parts, warping, flaking, and changes in color are significant elements for verifying the helmet's state of deterioration; in any case, we advise replacing it after 5 years of use, because over time its protection decreases.

WHEN TO RETIRE YOUR EQUIPMENT: Immediately retire any equipment if:

- it fails to pass inspection (inspection before and during use and the periodic in-depth inspection);
 - it has been subjected to a major fall or load;
 - you do not know its full usage history;
 - it is at least 10 years old;
 - you have any doubt as to its integrity.
- Destroy retired equipment to prevent further use.

PRODUCT OBSOLESCENCE: There are many reasons why a product may be judged obsolete and retired before the end of its lifetime. Examples include changes in applicable standards, regulations, or legislation; development of new techniques, incompatibility with other equipment, etc.

GUARANTEE: This product is guaranteed for 3 years against any defects in materials or manufacturing. Exclusions from the guarantee: normal wear and tear, oxidation, modifications or alterations, incorrect storage, poor maintenance, damage due to accidents and/or negligence, or to improper and incorrect usage. KASK is not responsible for the consequences, direct, indirect or accidental, or any other type of damage befalling or resulting from the use of its products.

LABELING: Information contained on the inside of the helmet, printed on a label, should not be removed for any reason.

ADDITIONAL REQUIREMENTS ACCORDING TO EN STANDARDS

PURPOSE OF THIS PPE: This device has been designed to offer protection of the user's head against the risk of objects falling from above and consequent brain injuries and skull fractures. This helmet is constructed in such a way as to absorb the energy of an impact through the partial distribution or damage of the essential components. This helmet must be used only and exclusively for the activity for which it was certified (see marking). This high performance helmet for industry has been CE approved following to the European Regulation EN 14052:2012. This helmet complies with the retention standards of the European Regulation EN 14052:2012 when the chin strap is worn and adjusted as per our instruction manual. The helmet also meets the additional EN 12492:2012 § 4.2.1.2-4.2.1.3-4.2.1.4 front/back/side shock protection and EN397:2012 § 5.2.4 Side deformation - § 5.1.1 - 5.1.2 impact and penetrations standard requirements. The Certification procedure was carried out by the notified body no.0426, Italcert Viale Sarca, 336 20126 Milan - Italy.

WARNING: This helmet cannot always protect the user from injury. Specifically, one should keep in mind that no helmet can protect the head from the shock generated by violent impact. Following a violent impact even if the damage is not visible, the helmet should be replaced, as it may have exhausted its ability to absorb further shocks and provide the expected protection. The helmet object of this manual is a type III Personal Protection Device and as such was subjected to EU-type Certification procedure with application of the requirements laid down in Annex V of the EU Regulation 2016/425. The device is subject to the control procedure in accordance with Annex VII of the aforementioned Regulation. The verification activities are assigned to the Notified Body 0426.

DECLARATION OF CONFORMITY: To get a copy of the EU Declaration of Conformity for this device, visit the website www.kask.com.

HP PLUS NOMENCLATURE

